



sales@allsportsystems.com

877-847-1280

www.allsportsystems.com

PIPE KIT SETUP GUIDE

SUPERBAY, BUDGETBAY, AND MICROBAY SYSTEMS

IMPORTANT WARNING: USE THIS PRODUCT AT YOUR OWN RISK. NO CLAIM IS MADE AS TO ITS SAFETY, FITNESS, OR RELIABILITY FOR ANY PURPOSE.

HITTING GOLF BALLS IN AN INDOOR ENVIRONMENT IS EXTREMELY DANGEROUS!
ALWAYS EXERCISE CAUTION WHEN USING YOUR SYSTEM.

WE RECOMMEND HITTING 'ALMOST GOLF' BALLS OR SIMILAR LIGHTWEIGHT GOLF BALLS FOR INCREASED SAFETY.

NEVER SWING A GOLF CLUB IN CLOSE PROXIMITY TO PETS OR PEOPLE. ALWAYS STAND AS CLOSE AS POSSIBLE TO THE HITTING BAY TO MINIMIZE THE RISK OF STRAY SHOTS FLYING OUTSIDE THE ENCLOSURE.

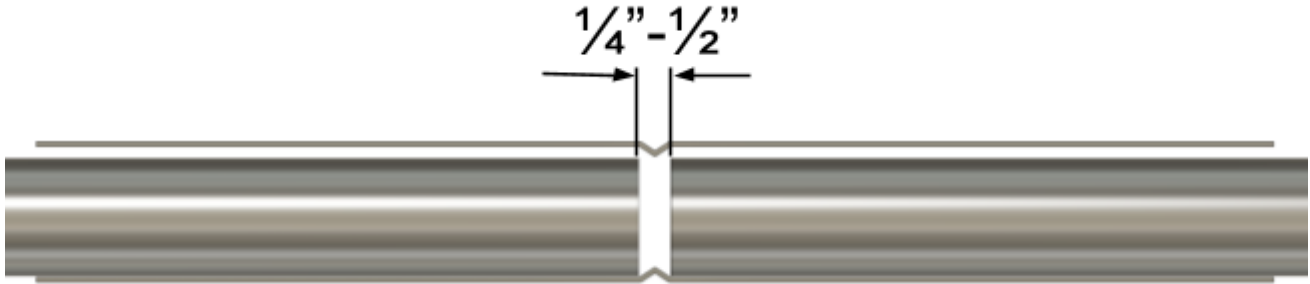
NEVER ALLOW ANYONE TO STAND IN FRONT OF YOU, OR ON EITHER SIDE OF THE ENCLOSURE WHILE YOU ARE HITTING!

EMT Pipe Kits do not include Steel Channel Strut.

If you have purchased SkyBridge Brackets or a SkyRailPLUS, you will need to purchase your Steel Channel Strut locally.

Review your enclosures' respective setup guide for information on size and quantity of Steel Channel Strut required.

How to connect pipes with couplers



When using couplers, do not insert pipe all the way in. Pipe should be pulled about $\frac{1}{4}$ " to $\frac{1}{2}$ " back from the bottom point of the coupler and then secured with set screw.

✓ Correct ✓

Do not insert pipes all the way inside couplers. Pipes should be secured into couplers about $\frac{1}{4}$ "- $\frac{1}{2}$ " from bottoming out inside of couplers.

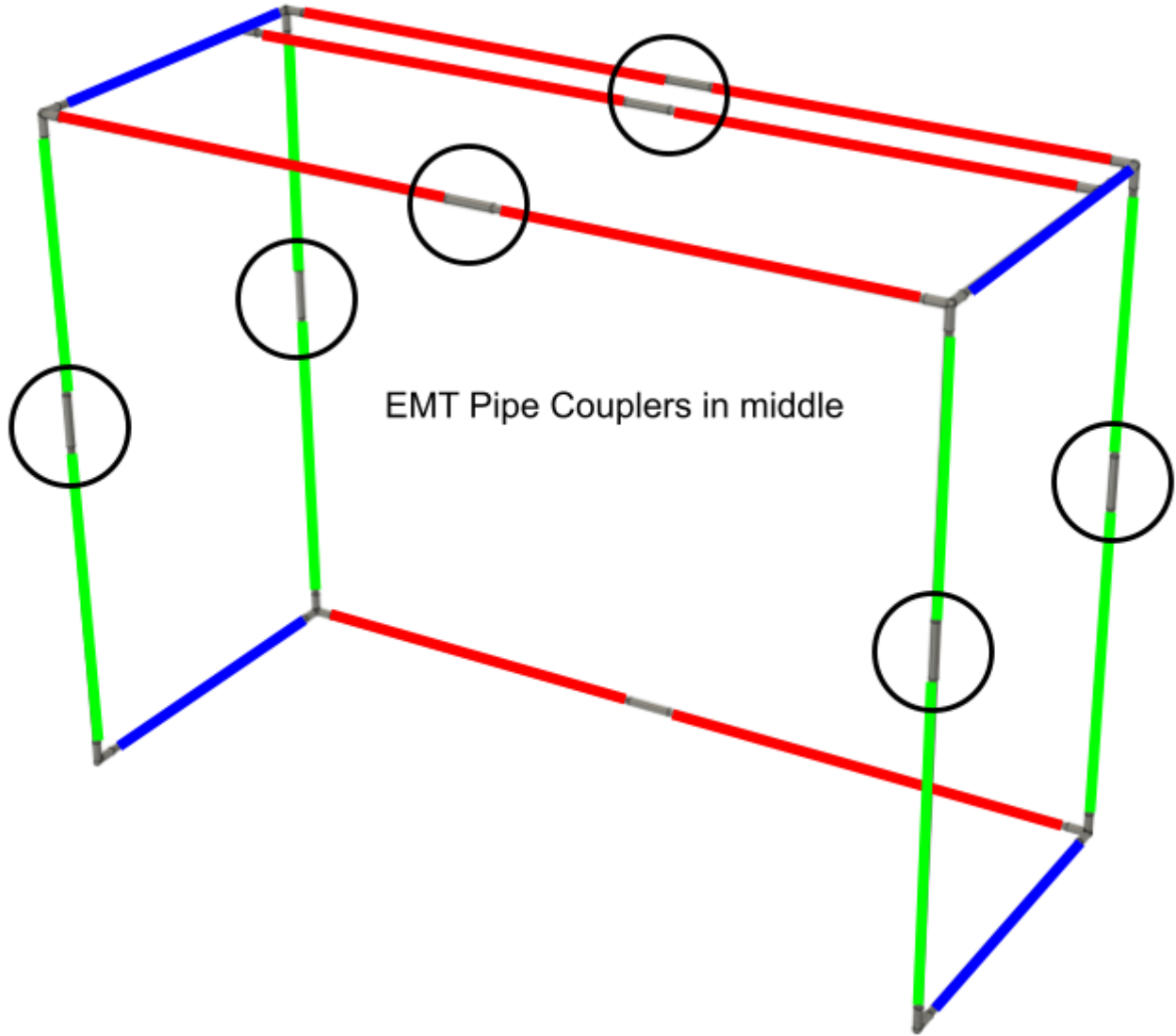
Replace all coupler eye bolts with the included $\frac{1}{2}$ " long Hex Bolts. Secure the pipes and couplers using



If couplers are bottomed out inside of coupler, they will exit at an angle.

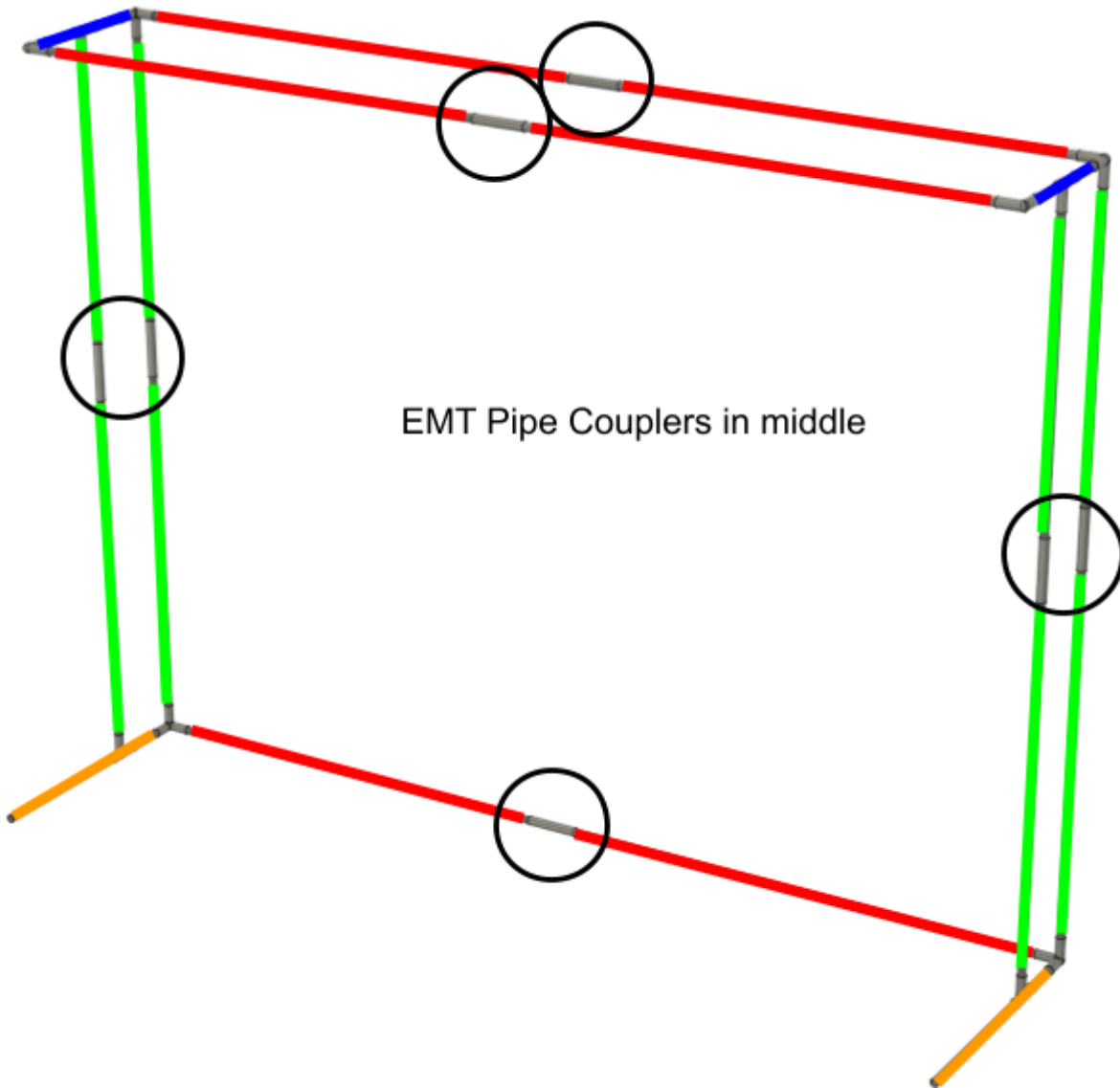
✗ Incorrect ✗









Standard Pole Lengths for SuperBay/BudgetBay systems



<u>10'W x 9'H x 5'D</u>		<u>12'W x 9'H x 5'D</u>	
■ Quantity 8:	58.5"	■ Quantity 8:	70.5"
■ Quantity 8:	52.5"	■ Quantity 8:	52.5"
■ Quantity 4:	57"	■ Quantity 4:	57"

Standard Pole Lengths for MicroBay systems



<u>10'W x 8'H x 2'D</u>		<u>12'W x 9'H x 2'D</u>	
 Quantity 6:	58.5"	 Quantity 6:	70.5"
 Quantity 8:	52.5"	 Quantity 8:	52.5"
 Quantity 2:	21"	 Quantity 2:	21"
 Quantity 2:	36"	 Quantity 2:	36"